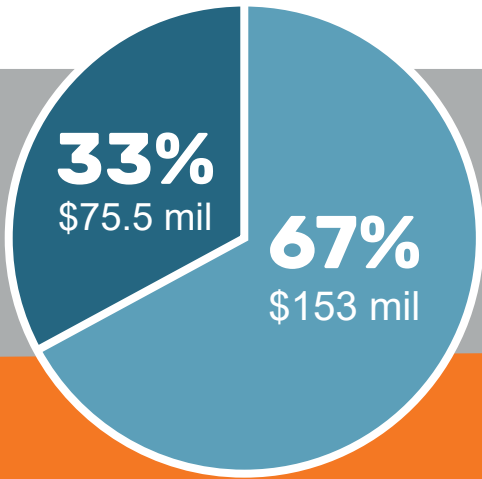


Wellington 2019 Market Leakage

Potential of \$228.5 million in Annual Market Area Retail Sales



-  Total Annual Sales Occuring at Businesses in Market Area
-  Annual Market Leakage



15,041
Market Area Population



93%
LEAKAGE

Furniture & Home Furnishing

Potential Sales of \$7.3 Million



85%
LEAKAGE

Building Materials & Garden Supply

Potential Sales of \$15.3 Million



100%
LEAKAGE

Clothing & Accessories

Potential Sales of \$9.3 Million



58%
LEAKAGE

Food Services & Drinking Places


Potential Sales of \$28.5 Million



53%
LEAKAGE

Book, Sporting Goods, & Hobby

Potential Sales of \$10.4 Million



Florists, Office, Novelty & Miscellaneous

Potential Sales of \$7.9 Million



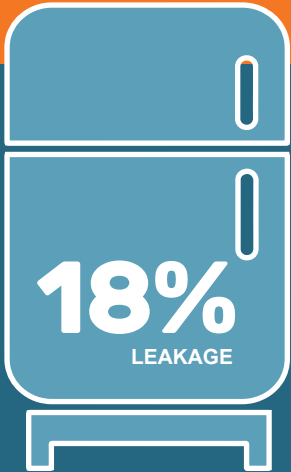
General Merchandise & Department Stores

Potential Sales of \$35 Million

74%
LEAKAGE

Health, Beauty, Cosmetics & Personal Care

Potential Sales of \$18.7 Million



Appliance & Electronics

Potential Sales of
\$12.2 Million

21%
LEAKAGE

Grocery, Specialty Food, Wine, & Liquor

Potential Sales of \$60 Million

53%

Motor Vehicle & Parts Dealers

Potential Sales of \$58 Million



3%

Gas Stations

Potential Sales of \$32.8 Million